


DOUBLE EFFICIENCY

Zero Tailings Cutting

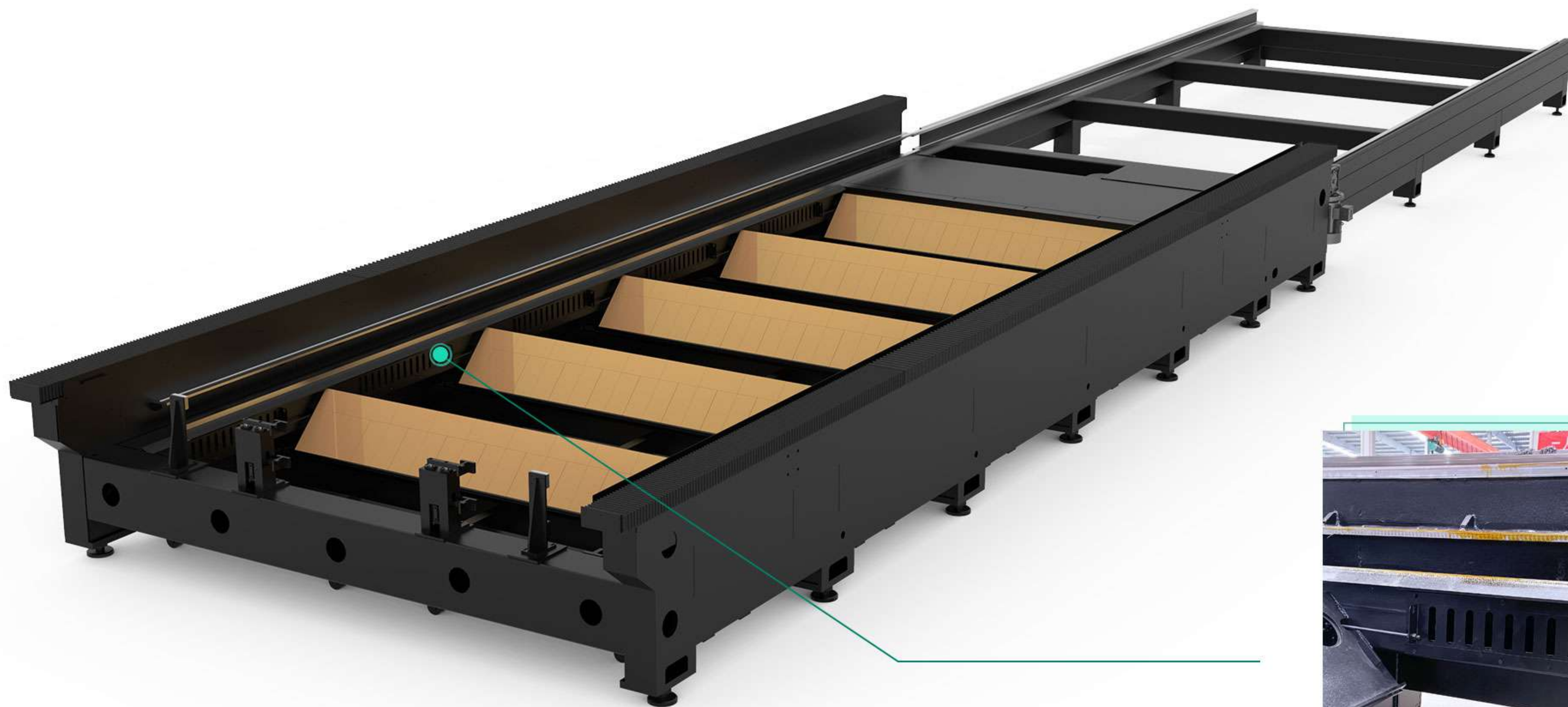


Exchange Table Sheet & Tube Fiber Laser Cutting Machine OR-EHT

Exchange Platform • Dual Pneumatic Chucks




High Rigidity Super Heavy Steel Plate Welded Bed



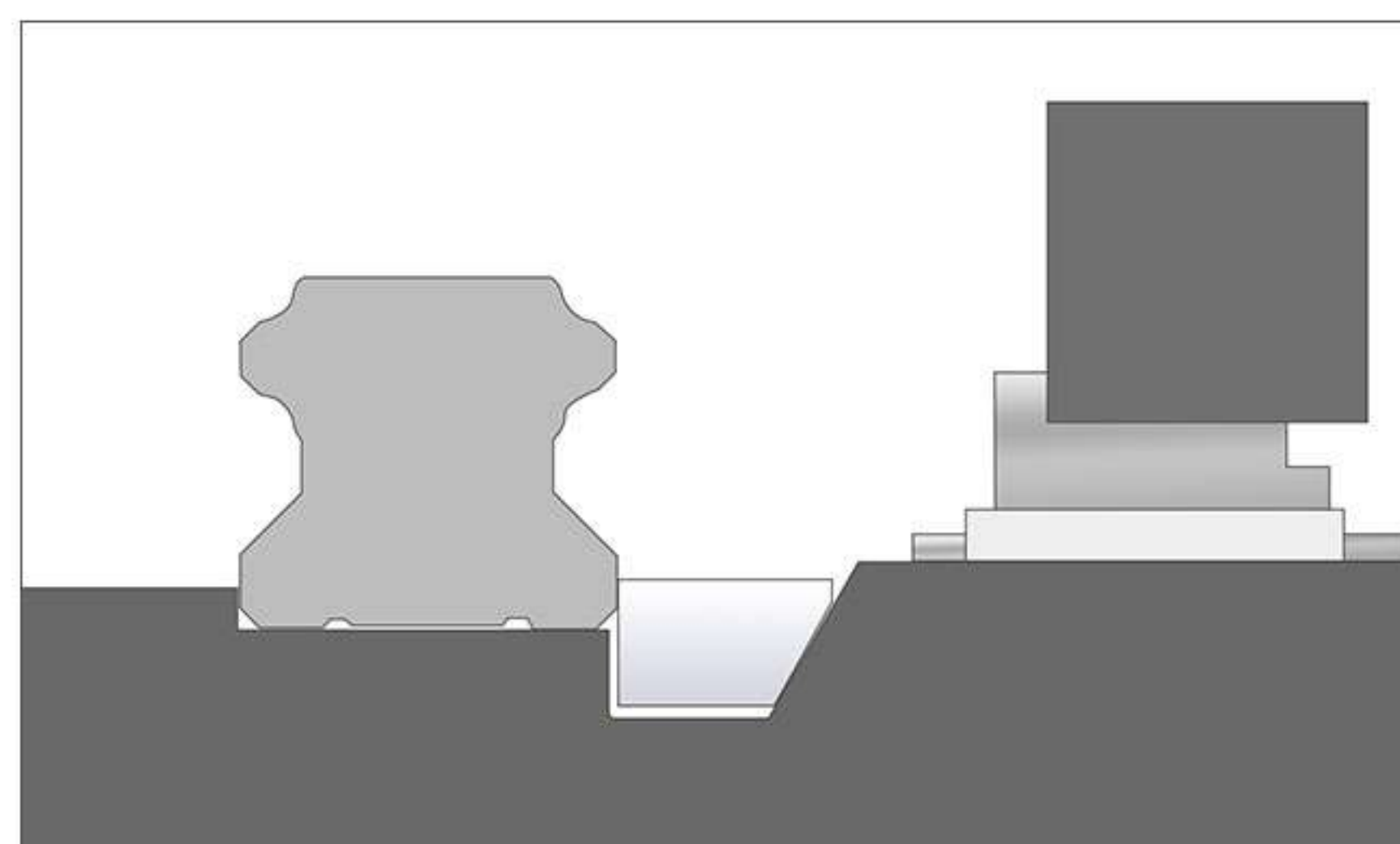
- Fire-resistant brick fire-proof design

Duplex high-strength plate welding machine bed, mortise and tenon structure, natural aging treatment after 24-hour furnace annealing, adopts integrated processing technology of high-precision gantry machine tools from well-known European and American brands, and its long-term use accuracy is improved to more than 65% compared with similar products.




Featured partition dust removal >>>

The lower part of the cutting area of the equipment is equipped with partition dust removal system (patent applied for), with a powerful gathering air exhaust system, which blows up and sucks down, and removes dust more thoroughly, with zero environmental pollution and more environment friendly.



Against wall structure


The guide rail installation adopts the combined positioning of the guide rail against wall and the manganese steel guide rail positioning block to ensure the stability of the overall accuracy of the machine tool after high-speed operation.



Heat-resistant and burn-resistant metal plate

The Y-axis heat-resistant and burn-resistant metal plate is added, which effectively protects the guide rail rack from damage caused by sparks and splashes during the processing.

The Fifth-generation a'Aviation Aluminum Beam

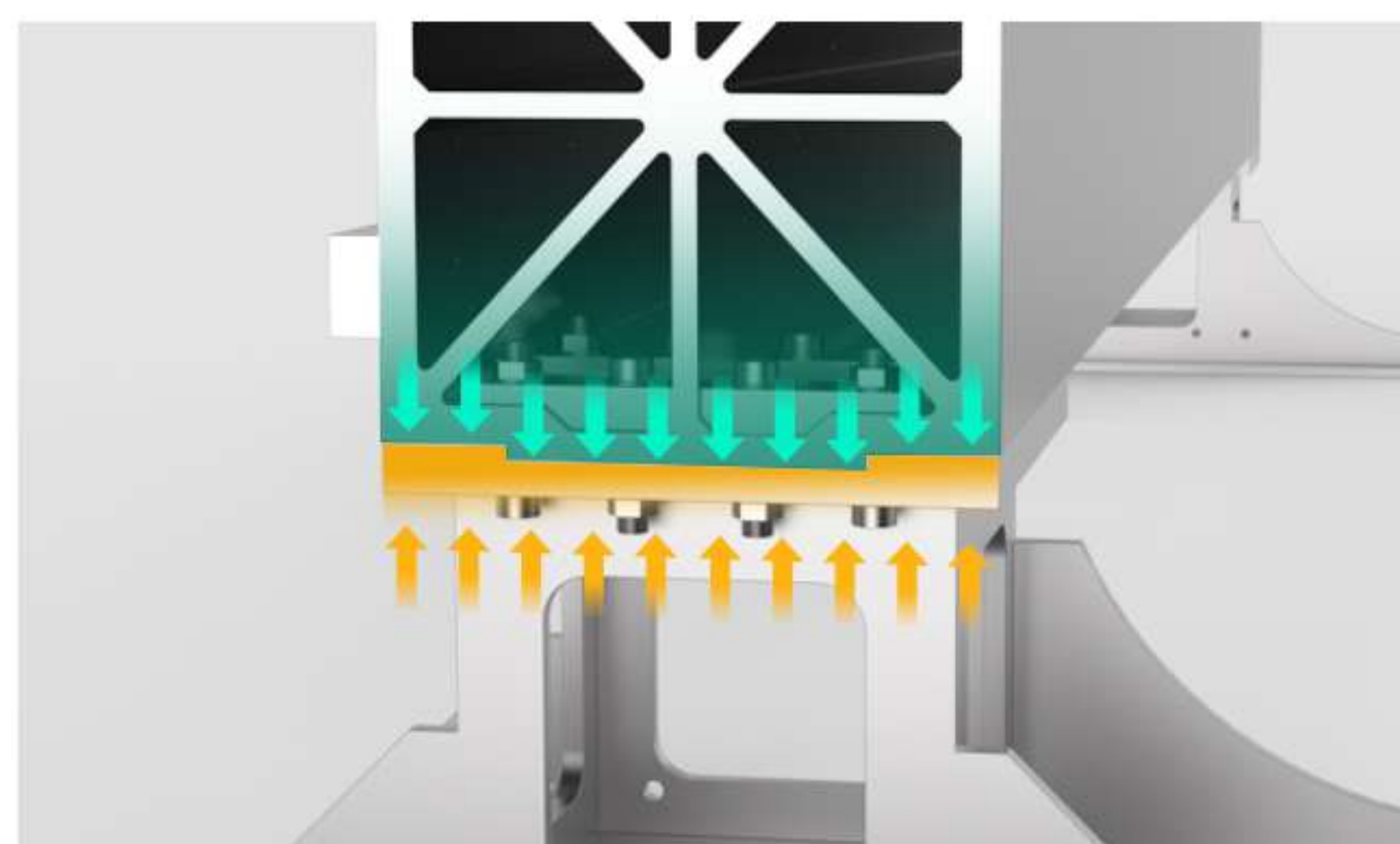


- In order to improve the structure of the beam and optimize its dynamic performance, the R&D staff of Oree took advantage of the previous 4 generations of beams and used finite element analysis to ensure the stability of the beam structure;
- Under the condition of normal operation of the laser cutting machine, physical monitoring was observed for 30 days;
- The structural stability and dynamic performance meet the expected standards, and finally the fifth-generation aviation aluminum alloy beam was successfully developed.




T6 Heat Treatment Process >>>

The whole is processed by **T6 heat** treatment process to make the beam obtain the highest strength. Solution treatment increases the strength and plasticity of the beam, and improves the corrosion resistance of the alloy; complete artificial aging makes the beam obtain the maximum strength (tensile strength), and obtains the hardness and ductility by controlling the effective **temperature and holding time**.



Stop Structure >>>


The beam is specially equipped with a "**stop structure**", the convex stop and the concave stop are tightly locked, and the strong stop of the side wall is on the inner side to resist external forces. The overall structure can ensure that the beam does not move, and the structure is stronger.



Lightweight And High Speed >>>


OREE's newly developed and upgraded mass-produced beams optimize and reduce their weight while ensuring structural stability, ensuring their ultra-high response speed.

|| Six-sided Steel Rapid Exchange Platform



- **Six-sided steel rapid exchange platform**

The pulley and the track are inlaid and clamped, and the track brush is used to clean the guide. The two fit closely, and the platform exchange is more stable.



- **Pneumatic locking**

Pneumatic locking between platforms. The locking force is stronger than electromagnetic locking, and the cutting is firmer.



- **Single Platform Exchange Only Takes 10 Seconds**

Taking the 3015 platform as the standard, a single platform exchange only takes 10 seconds, which can effectively improve the processing efficiency of the manufacturer.



Double motors >>>

The worktable is driven by double motors, which makes the exchange stable and fast; the double chain runs more stably, and with the double positioning system, it can be achieved in one step without any difference.



Hexagonal steel design >>>


The exchange method adopts the anti-oxidation hexagonal steel design, no clearance fit, and the operation is more stable.



Rail wire brush >>>

Rail steel wire brushes are installed at the front and back of the worktable, and the dust on the guide rails is automatically cleaned by the exchange movement of the table.

|| Front And Rear Automatic Self-centering Pneumatic Chuck



- High cutting precision and high dimensional accuracy. The cutting is smooth and clean, without burrs, and the material loss is minimal;
- High cutting efficiency for mass production. the laser processing can easily complete the positioning of several meters of pipe clamping, which makes batch processing possible;
- Tube laser cutting machine can realize the possible size and shape feature processing of the complicated tube structure like cutting, chamfering, grooving or hole, scoring and other.




Automatic self-centering pneumatic chuck

Front and rear dual pneumatic chucks, maximum clamping diameter **350mm**. The chuck comes with a self-centering function, which makes it more convenient for pipe clamping and self-centering, reducing manual clamping centering errors.




Gear Transmission >>>

Upgrade the precision gear transmission, while ensuring the core material having enough toughness to buffer the external impact load; extend the life of the transmission structure and improve the stability.



Material Saving Design >>>

Optimize the front and rear pneumatic chuck structure, increase the chuck claws, the clamping space will be larger, and the remaining materials will be less than **200mm**, saving user costs



Automatic Focusing Laser Head

The laser head is made of high-quality materials in accordance with advanced technology. It is strong and durable; it can achieve "online" measurement during the production process, and the measurement is accurate and rapid.



Laser Head Follow-up Function >>>

Follow the change of the height of the board, don't worry about the unevenness of the board affecting the cutting effect.



Automatic Cleaning >>>


Equipped with laser head brush, which can automatically clean the nozzle, which is efficient and worry-free.



Long Service Life >>>

The protective lens is continuously monitored; the internal structure of the laser head is completely sealed to prevent the optical lens from burning due to dust.

Intelligent Control System



- **Roller wheel bracket**

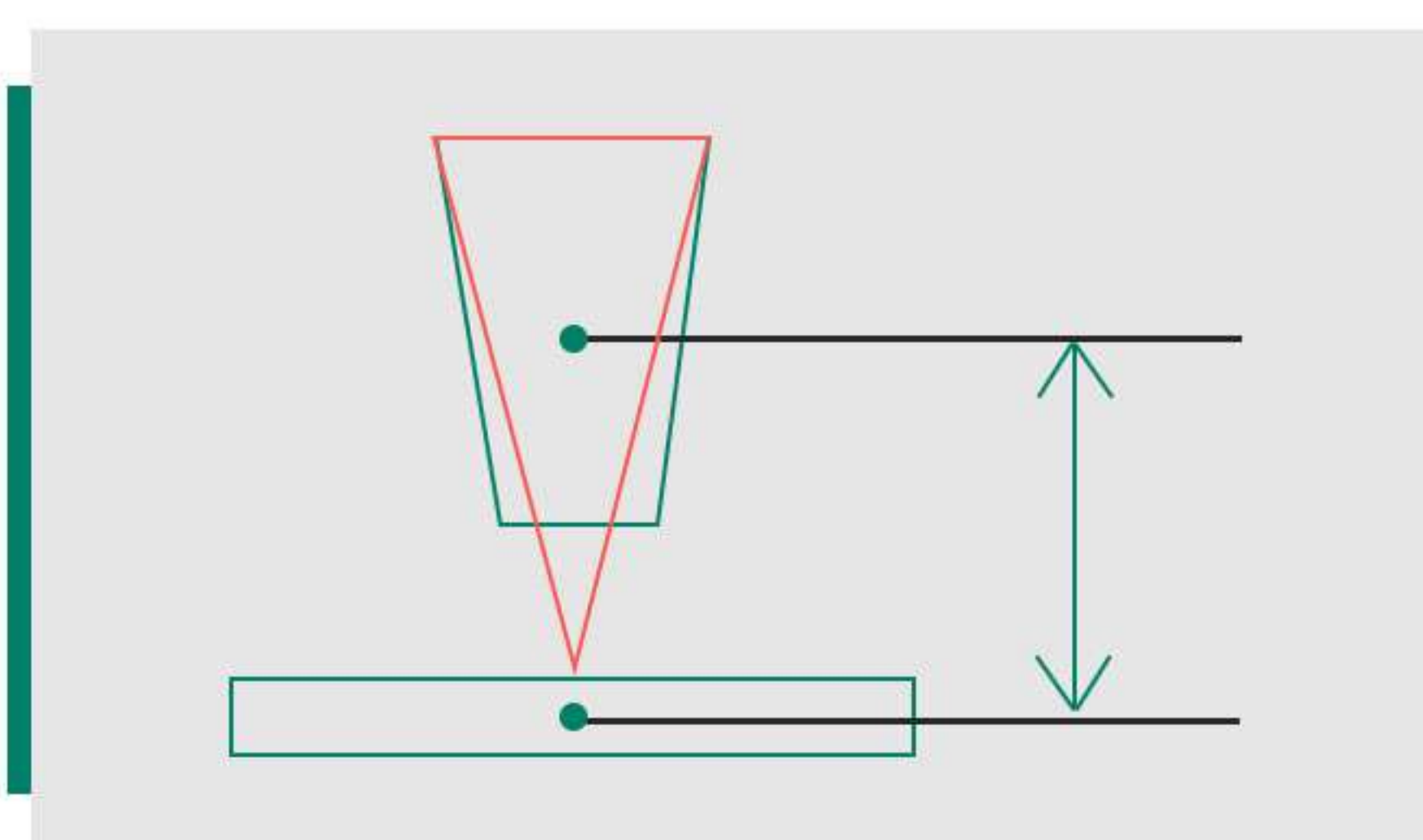
The roller bracket can be controlled to automatically rise or fall according to the position of the chuck. The bracket can be used for automatic feeding material.



- **Tube Pro(3000s)**

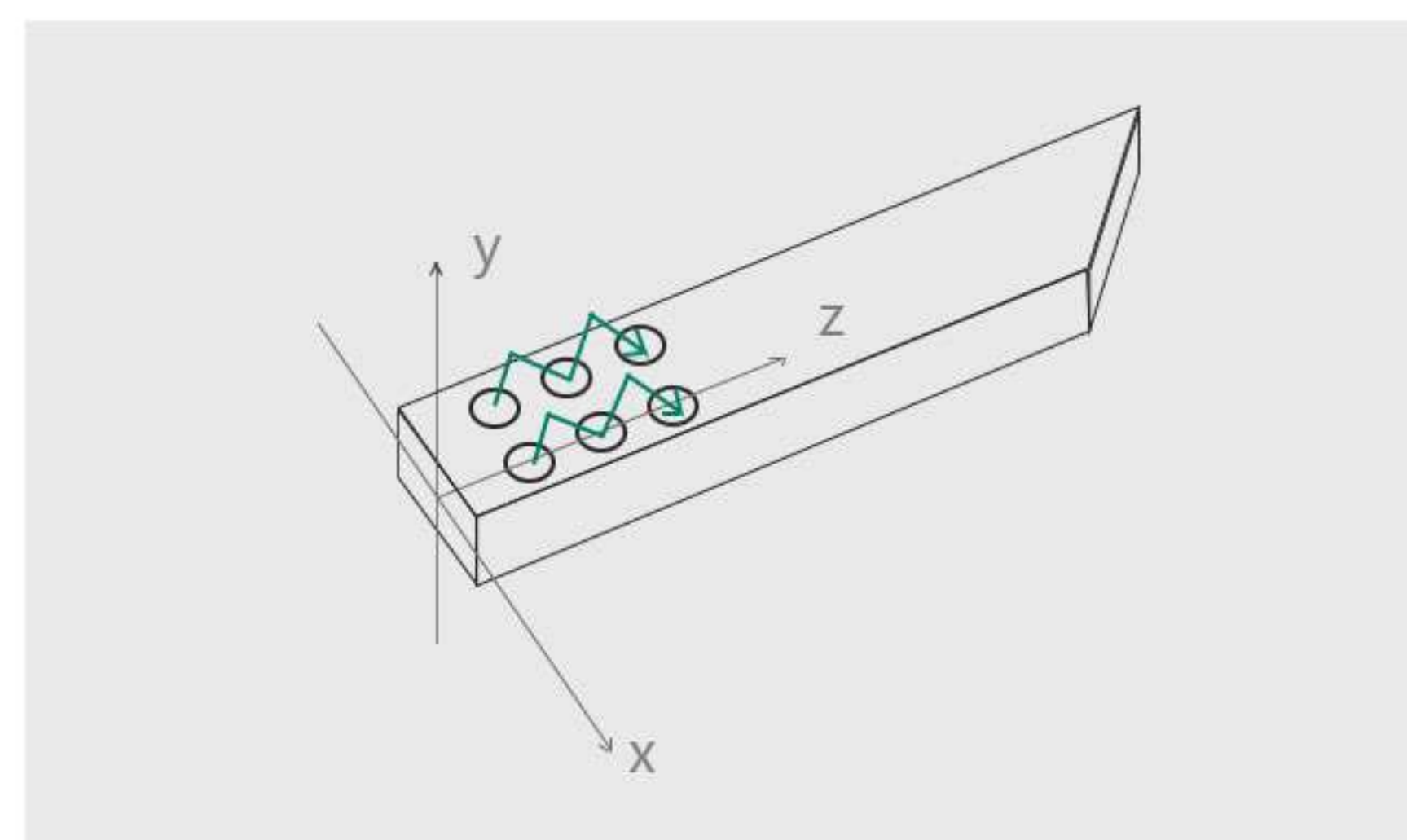
- **The professional cutting software**

The professional cutting software for processing various types of pipes. Through the collection and processing of various real-time information, it can achieve high-precision cutting and achieve higher efficiency processing.



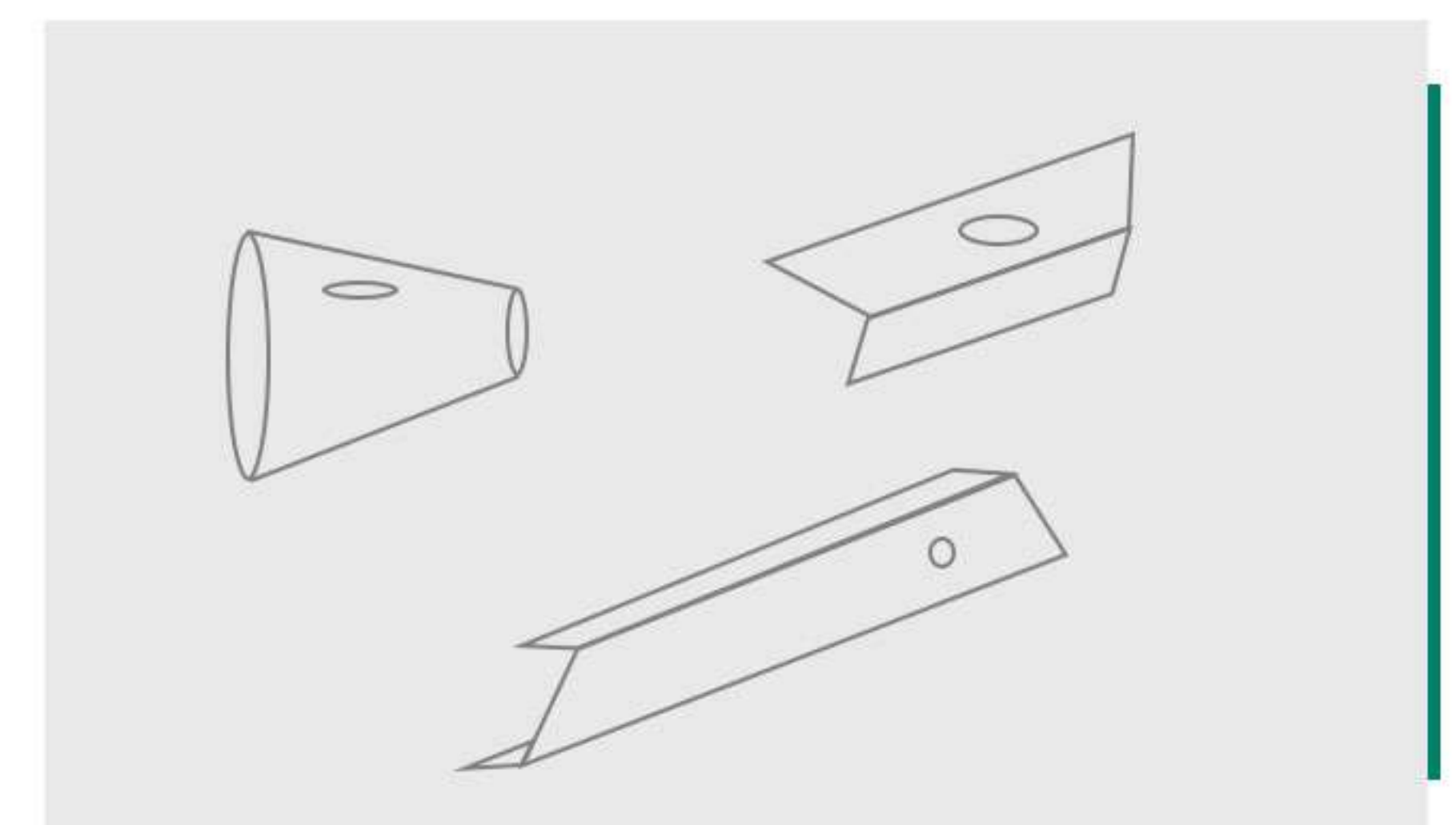
Find The Center Point >>>>

Collect the real-time information of the Z axis during processing, obtain the deviation value between the pipe center and the chuck, and compensate in real time to achieve high-precision cutting



Fast Moving >>>>


According to the pipe section information and the position information of the pipe hole, a reasonable lifting height of the Z axis is ensured. During the idle movement, three axes move at the same time to achieve more efficient processing.



Special-shaped Steel Cutting >>>>

It not only supports the cutting of standard pipes such as round pipes and square pipes, but also supports the cutting of special-shaped steels, such as I-beams, channel steels, angle steels, elliptical pipes, waist-shaped pipes, and multi-deformed pipes.

Automatic Lubrication System




Whole body layout, automatic lubrication of guide rails and racks.



Automatic Lubrication >>>

The software controls the oil pump to automatically perform multi-point lubrication, and the lubrication times and time intervals are manually controllable, saving labor time.



Multi-point Lubrication >>>

Automatic lubrication system for automatic lubrication of guide rails, sliders, screws, racks and other points, reducing equipment strain rate.



Waste Oil Recycling >>>

Specially set oil return tank, which can recycle and centrally dispose of lubricating waste oil. Humanized design ensures the cleanliness of the equipment body.

Production lines

The QC quality control system under the "whole industry chain" mode is in the quality loop of equipment production. Each link requires quality management personnel to conduct real-time supervision in accordance with the requirements of operating standards and operating procedures, so as to ensure that the equipment is processed and assembled. The debugging end, the supervision end and other links realize the quality controllable, so that it meets the quality technical requirements.



- **LASER CUTTING**

Accurate cutting, small error, will not cause plate size error due to slitting



- **GROOVE WELDING**

Groove welding and seamless welding are used to make the plates (pipes) reach equal strength butt, and ensure that the bed reaches equal strength



- **STRESS ANNEALING**

Stepwise increase temperature to 580 degrees for annealing treatment, and then aging treatment for 1-2 days, release the internal stress of the bed, the internal stress is basically eliminated.



- **SANDBLASTING**

The impact of high-speed sand flow is used to clean and roughen the surface of the bed. After spraying, the bed can form a smooth and bright permanent coating film to achieve the purpose of decoration and anti-corrosion.



- **ROUGHING**

Cut most of the machining allowance from the workpiece to make the shape and size close to the requirements of the finished product. Leave it for another month to achieve natural aging and ensure that the deformation of the rail mounting surface is extremely small, not exceeding 0.02mm/M.



- **FINISHING**

A few machining allowances are cut from the surface of the finely machined workpiece to obtain high machining accuracy and a small surface roughness value.

Production lines



Bed Foot Installation

Adjust the height of the feet according to the test results of the strip level to ensure the accuracy of subsequent installation.



Rail Installation

Use photoelectric autocollimator to detect the straightness and flatness of the guide rail to ensure that the detection value is within the standard range.



Rack Installation

The relative position of the guide rail and the rack is locked by the measuring rod and the multi-point position is clamped. After the distance is detected by the dial indicator, data statistics and analysis are performed to ensure that the two are parallel.



Beam Installation

After the beam is installed, use a three-coordinate measuring instrument to check the coaxiality to ensure the relative perpendicularity of the X/Y/Z three-axis



Positioning Accuracy Inspection

The laser interferometer tests the X-axis positioning accuracy to ensure the accuracy of the whole machine.



Positioning Accuracy Inspection

The laser interferometer tests the Y-axis positioning accuracy to ensure the accuracy of the whole machine.



Laser Power Meter Test

Ensure that the laser output power of the laser is within the specified range



72h Machine Aging Test

Simulate the high-intensity test of various harsh conditions in the actual use of the equipment, and at the same time, according to the requirements of use, rationalize the improvement to ensure the factory pass rate and improve the reliability of the equipment



Pack And Ship

Adopt sealed composite aluminum foil moisture-proof low-pressure packaging and thick wooden boards to protect the fuselage to prevent bumps and collisions during shipping, and minimize unnecessary mechanical losses that may occur during transportation.

Sales partner in Mexico:



ACAT MEXICANA

Ave. Regio Parque #200 Regio Parque Industrial
Apodaca, Nuevo León, México CP. 66633



acat@acatmexicana.com



TEL. 81 8354 8910



www.acatmexicana.com